



Nature 2

Foliage. Flower. Wood. Stone.
Texture. Water. Animal Print.

Highline Express Collection

ege[®]


Nature 2


**Foliage. Flower. Wood. Stone.
Texture. Water. Animal Print.**

Highline Express Collection



Intro	Page 008 / 009
Inspiration	Page 010 / 011
Recolour	Page 012 / 013
Designs	Page 014 / 093
Recolour examples	Page 094 / 097
Quality options	Page 098 / 099
Index	Page 100 / 104






Invite the outdoors indoor with some of the finest shapes and spectacular colours that nature brings us. Step outside and enjoy the shades of the seasons, the trees of the forest, the pebbles on the beach and the flowers in the garden. Find abstract imitations and lifelike images of natural elements

such as stone, water, sand and wood or go on a journey to explore jungles, deserts, oceans and forests. Discover the amazing interior design options of the Nature collection from delicate details and rustic textures to forceful and vivid expressions.







**Our design team assists with
recolouring your selected designs**



ALL DESIGNS CAN BE RECOLOURED TO SUIT YOUR PREFERENCES AND REQUIREMENTS

Our in-house team of experienced designers has carefully selected patterns and colours to provide you with lots of options, ideas and inspiration for your next carpet project.

Thanks to our advanced production technology, it is easy and quick to recolour a standard design at no extra charge. Pick any design and select your colours from one of our standard colour palettes. Our design team is always on hand to assist and visualise the design in your colour selection. Learn how to recolour from page 94.

The Nature designs are part of the Highline Express collections offering hundreds of standard designs. These can be recoloured and produced in one of nine different cut or loop qualities ranging from 440 to 1900 g/m² in regenerated polyamide, virgin polyamide or 80/20 NZ wool/nylon blend. Let's help you find the construction that will match your budget and demands for wear-resistance, acoustics, comfort, insulation and fire resistance.

All our carpets are Cradle to Cradle Certified™ no matter your choice.







TONE 1

TONE 2




40 cm

30 cm

RF5520602 BAMBOO FOREST
w: 391.2 cm x l: 391.2 cm


5520



	AC14 BC1		AC14 AC43 AC34		BC7 BC8 BC12
TONE 1		TONE 2		TONE 3	

RF5520603 FOLIAGE
w: 195.1 cm x l: 195.1 cm

5520



	AC39 BC1		BC1 AC14
TONE 1		TONE 2	

Green and healthy.
Our carpets all hold the Indoor Air
Comfort Gold certification.










RF5575601 5 CLOVES
w: 97.8 cm x l: 97.8 cm

5575



BC1
AC13
BC2
C1
TONE 1 AC51

RF5575602 SPRING BRANCH
w: 195.1 cm x l: 444.5 cm


5575



BC1
AC13
BC2
AC55
AC56
TONE 1 TONE 2

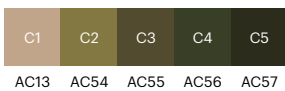
RF5575603 POINTILLIST ROSE
w: 195.6 cm x l: 195.6 cm


5575



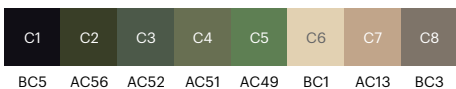

RF5575604 JUNGLE LEAF
w: 390.1 cm x l: 390.1 cm

5575



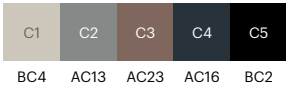


C1	C2	C3	C4	C5	C6
AC57	AC56	AC52	AC51	BC3	AC13



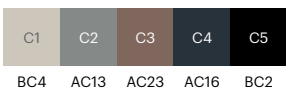
RF5500604 REYKJAVIK ROCKS
w: 195.1 cm x l: 130.0 cm

5500



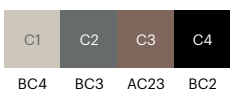
RF5500605 STONE SURFACE
w: 390.1 cm x l: 521.5 cm

5500



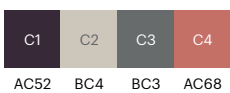
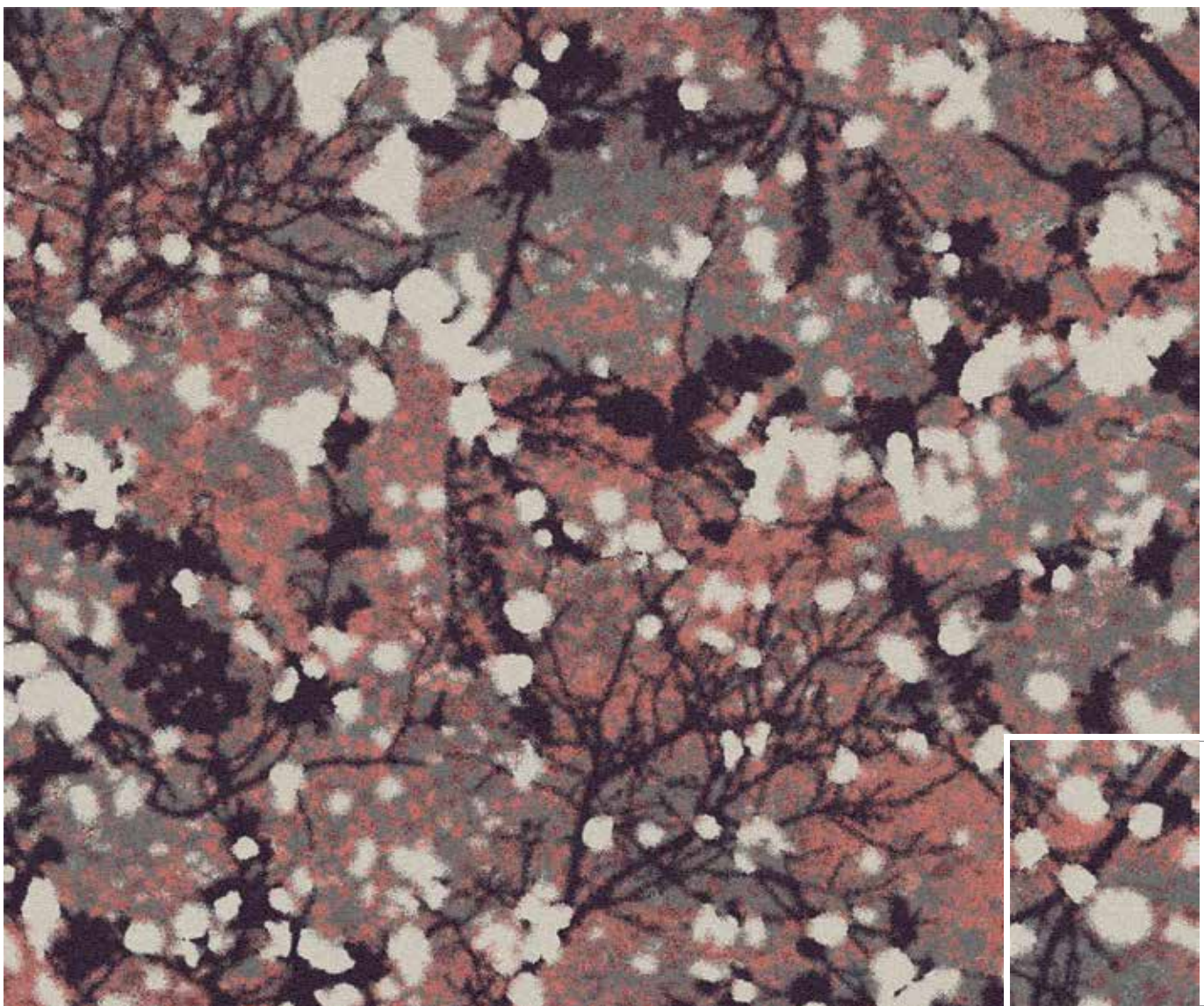
RF5500606 ASPHALT STREET
w: 97.5 cm x l: 97.5 cm

5500



RF5500607 COTTON BLOOM
w: 390.1 cm x l: 292.6 cm

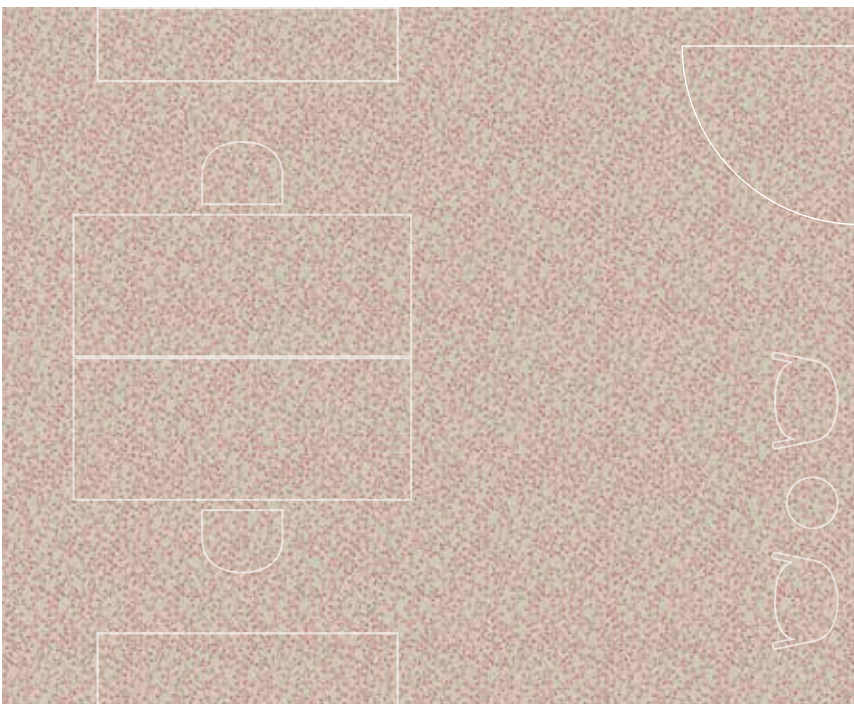


5500








FLOORSCAPE INSPIRATION





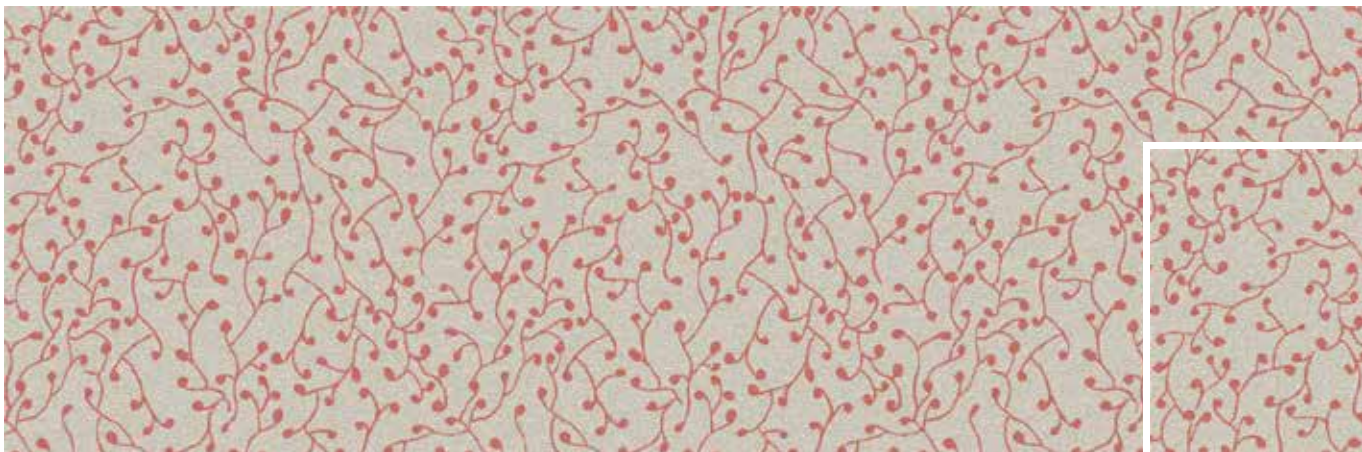
200 cm

30 cm

40 cm



AC13 BC4 AC68
C1 C2 C3 C4 C5
AC68 AC69 AC70 AC71 AC72



200 cm

30 cm

40 cm



BC4 AC68





w: 1170.4 cm x l: 1072.9 cm / Please note large repeat. For orders exceeding 400 cm in width, order RF5575615, RF5575616 and RF5575617 alternately



C1
AC19
BC5

BC5 TONE 1 NO RECOLOUR

RF5575618 LEAF TEXTURE
w: 195.6 cm x l: 195.6 cm


5575



BC5 AC22

RF5575619 BOTANIC GARDEN
w: 195.6 cm x l: 195.6 cm

5575



BC5 AC22 BC1 AC53 AC50 AC52 AC57 BC7 AC21 AC43 BC11

RF5575611 FULL BLOOM
w: 195.6 cm x l: 195.6 cm

5575



C1	C2	C3	C4	C5	C6	C7	C8	C9	C10	C11	C12
BC5	BC1	AC53	AC13	BC10	BC11	AC50	AC30	AC65	AC56	AC41	BC12

RF5575612 CHERRY BLOSSOM
w: 48.8 cm x l: 48.8 cm

5575



C1	C2	C3	C4	C5
BC5	AC35	AC50	BC1	AC53

RF5575613 TAPESTRY LEAVES
w: 97.5 cm x l: 97.5 cm

5575



C1	C2	C3	C4	C5	C6	C7
BC5	AC37	AC21	BC7	AC54	AC53	BC1

RF5575614 WINDY FOLIAGE
w: 48.8 cm x l: 24.4 cm

5575



C1	C2
BC5	AC54









RF5575607 JAPANESE BLOSSOM
w: 97.5 cm x l: 99.6 cm

5575



C1	C2	C3	C4	C5	C6	C7	C8	C9	C10
BC1	AC57	AC50	AC56	AC43	AC53	BC10	BC11	AC30	AC41

RF5575608 CHERRY BLOSSOM
w: 48.8 cm x l: 48.8 cm

5575



C1	C2	C3	C4	C5
BC11	AC43	BC12	BC1	AC50



200 cm

30 cm

40 cm

C1	C2	C3	C4	C5	C6	C7	C8	C9	C10	C11
BC3	BC1	AC43	AC13	AC41	BC11	AC50	AC52	AC57	AC30	BC12

RF5575621 SOFT SAND
w: 195.1 cm x l: 130.0 cm

5575



- | | | | | | | |
|-----|------|------|------|-----|------|------|
| C1 | C2 | C3 | C4 | C5 | C6 | C7 |
| BC1 | AC13 | AC14 | AC15 | BC3 | AC16 | AC17 |

RF5595603 STOCKHOLM STREET
w: 195.1 cm x l: 130.0 cm

5595




NO RECOLOUR



200 cm

30 cm

40 cm



NO RECOLOUR





Because green has style.
All our carpets are
Cradle to Cradle Certified™.





RF5520604 DOTTED LEAVES

w: 48.8 cm x l: 48.8 cm

5520




AC39 AC14 BC7

RF5520605 LEAF SKELETON

w: 195.6 cm x l: 195.6 cm

5520



BC6

RF5520606 GRASS FIELD
w: 195.1 cm x l: 195.1 cm


5520



TONE 1	AC18 AC44	C1	C2	C3
	AC44	BC6	BC7	

RF5520607 FLASHY LEAVES
w: 390.1 cm x l: 323.9 cm

5520



C1	C2	C3	C4	C5
BC6	BC7	AC45	AC14	AC34







200 cm

30 cm

40 cm

				
BC10 BC11 AC49	AC49 AC14 BC10	BC12 BC10 BC11	AC14 AC49 AC34 BC1	BC1 AC34 AC14
TONE 1	TONE 2	TONE 3	TONE 4	TONE 5



200 cm

30 cm

40 cm

	
BC11 BC10	BC10 AC49 BC11
TONE 1	TONE 2

RF5520612 REFLECTING WATER
w: 97.5 cm x l: 78.2 cm


5520



	BC10 BC11 AC49		AC49 AC14 BC10		BC12 BC10 BC11		AC14 AC49 AC34 BC1
TONE 1		TONE 2		TONE 3		TONE 4	

RF5520613 DROPS OF WATER
w: 97.5 cm x l: 97.5 cm


5520



AC49	AC14

RF5520614 DROPS OF WATER II
w: 195.1 cm x l: 195.1 cm

5520



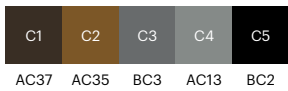
AC56	AC49





RF5500612 RAIN FOREST
w: 390.1 cm x l: 114.3 cm

5500



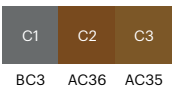
RF5500613 ORGANIC LACE
w: 391.2 cm x l: 391.2 cm

5500



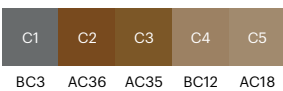
RF5500614 FOREST
w: 390.1 cm x l: 390.1 cm

5500



RF5500615 AMAZONE
w: 97.5 cm x l: 97.5 cm

5500













RF5500616 LEOPARD

w: 48.8 cm x l: 48.8 cm

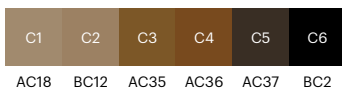

5500



RF5500617 REPTILE

w: 130.0 cm x l: 130.0 cm

5500





400 cm

30 cm

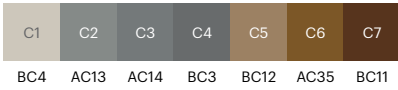
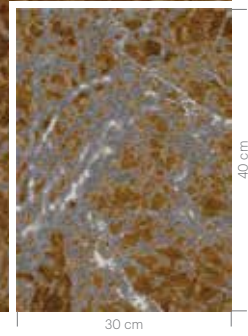
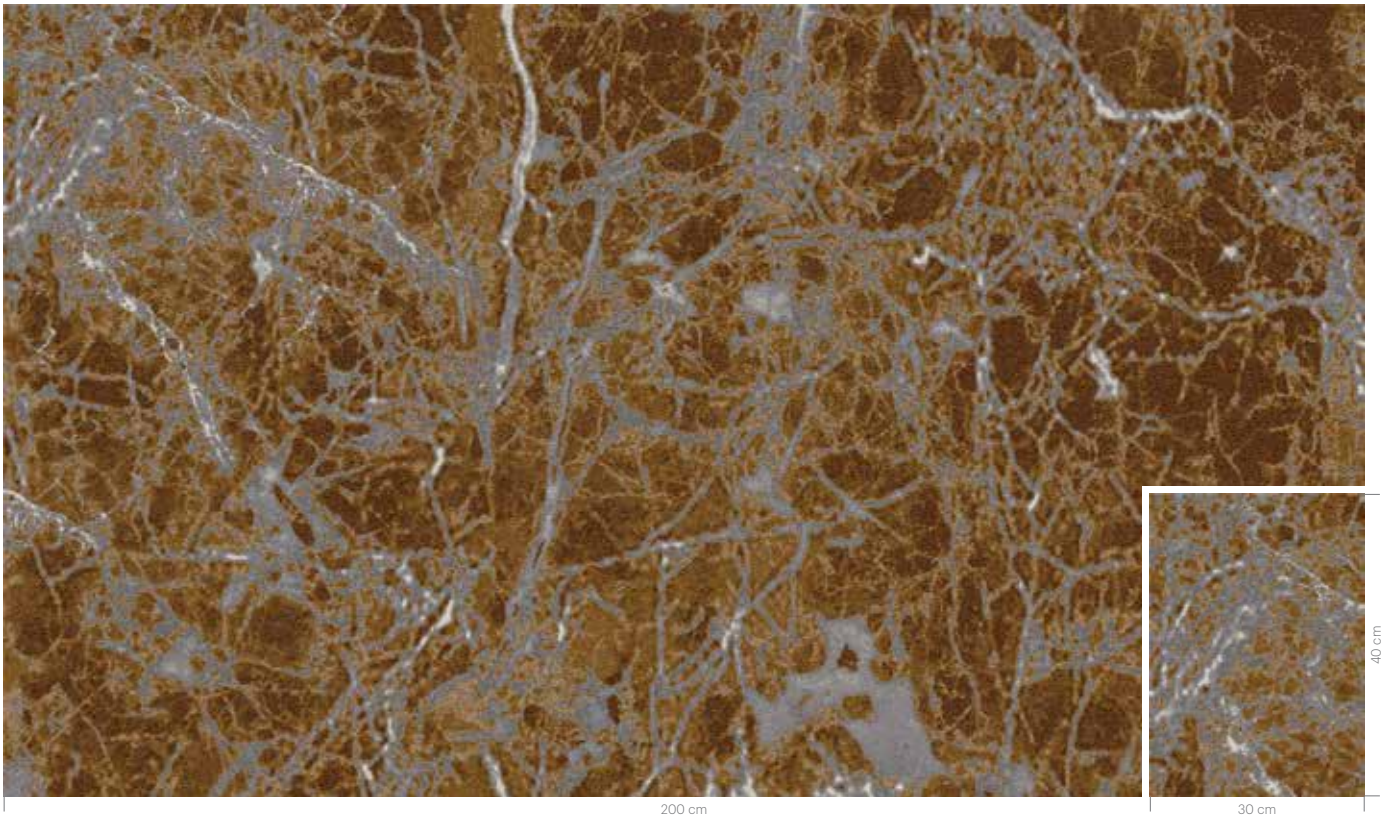
40 cm



AC18 BC12 AC19 AC28 AC35 AC36 AC37

RF5500619 QUARTZ
w: 390.1 cm x l: 390.1 cm

5500



RF5500620 MUDCRACK
w: 130.0 cm x l: 130.0 cm

5500



RF5595601 WOOD PLANKS
w: 195.1 cm x l: 130.0 cm

5595



NO RECOLOUR

See page 72 for recolour version

RF5595602 WOODPILE
w: 195.1 cm x l: 168.9 cm

5595



NO RECOLOUR



This carpet is also green.
Produced in Highline 1100 regenerated from
fishing nets and other industrial nylon waste.







RF5500626 WOOD PLANKS
w: 195.1 cm x l: 130.0 cm


5500



C1	C2	C3	C4	C5	C6	C7	C8
BC4	AC13	AC14	BC3	AC15	AC16	AC17	BC2

RF5500837 NATURE IMPRINT
w: 195.1 cm x l: 261.9 cm

5500



TONE 1	AC15 BC3	C1
		BC2


RF5500845 GRAPHIC LEAVES
w: 195.1 cm x l: 195.1 cm


5500



RF5500846 ORGANIC LEAF
w: 195.1 cm x l: 195.1 cm

5500





200 cm

30 cm

40 cm



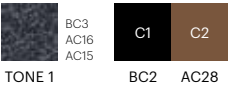
RF5500832 WINDY TREE
w: 130.0 cm x l: 130.0 cm

5500



200 cm

30 cm




TONE 1

BC2 AC28

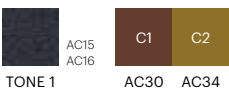
RF5500833 JAVA BATIK
w: 97.5 cm x l: 97.5 cm

5500



200 cm

30 cm

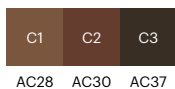


TONE 1

AC30 AC34


RF5500834 SANDSTORM
w: 97.5 cm x l: 48.8 cm

5500



RF5500835 GREENERY
w: 391.2 cm x l: 403.9 cm

5500






200 cm

30 cm

40 cm



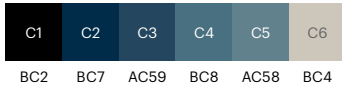
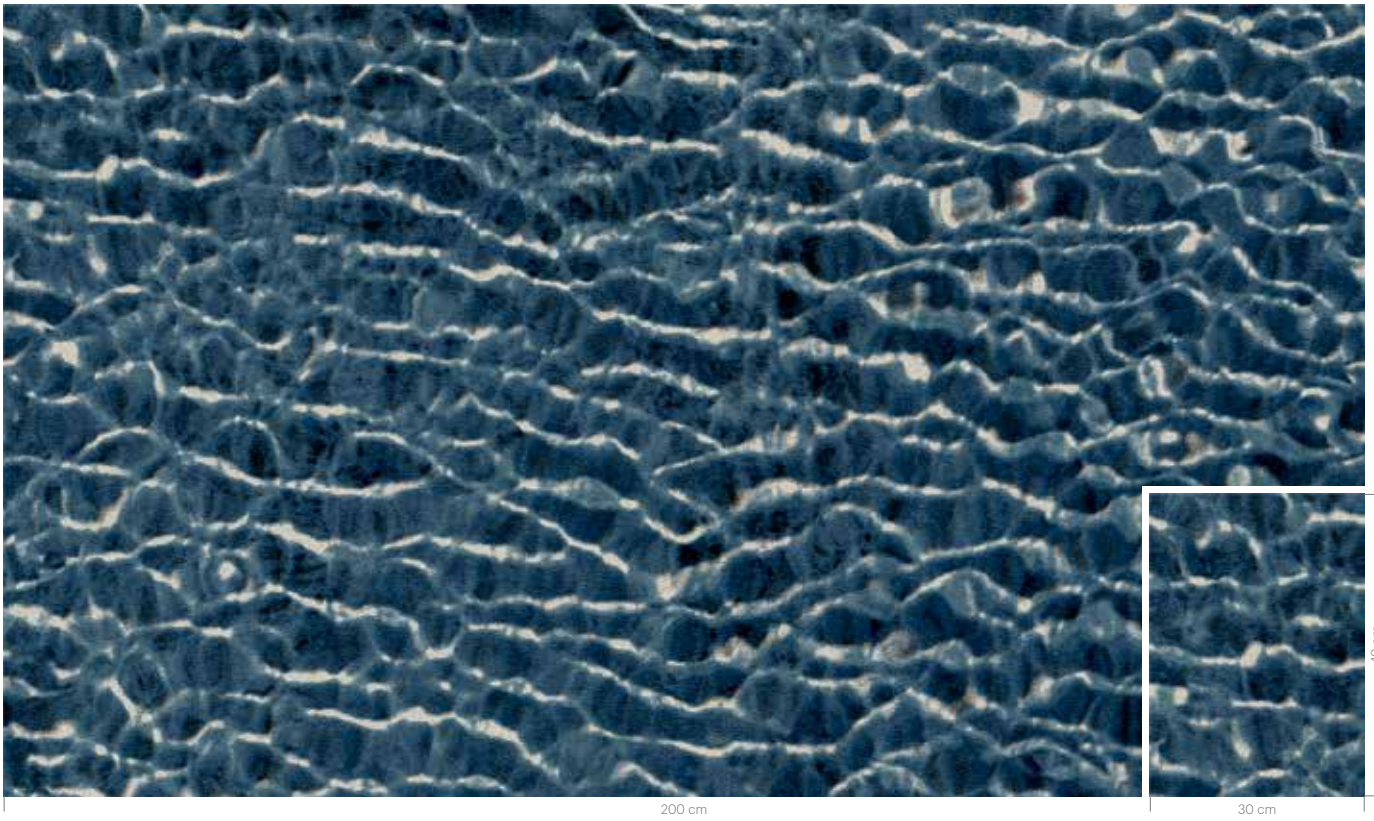
BC4 AC34 AC28 AC30 AC37 AC17 BC2






RF5500633 WATER
w: 195.6 cm x l: 285.9 cm

5500



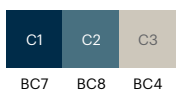

RF5500634 OCEAN
w: 97.8 cm x l: 112.1 cm

5500





RF5500635 THYME
w: 12.2 cm x l: 12.2 cm

5500




RF5500641 TWILIGHT FLOWER
w: 97.5 cm x l: 130.0 cm

5500



RF5500637 YOGA FLOWER
w: 97.5 cm x l: 97.5 cm

5500

















RF5500643 GRAPHIC BAMBOO
w: 390.1 cm x l: 304.8 cm


5500



RF5500840 MORNING DEW
w: 48.8 cm x l: 48.8 cm

5500





RF5500628 ALABAST
w: 390.1 cm x l: 390.1 cm

5500



40 cm

- | | | | |
|-----|------|------|-----|
| C1 | C2 | C3 | C4 |
| BC3 | AC14 | AC13 | BC4 |

RF5500629 MARBLE VEINS
w: 195.1 cm x l: 195.1 cm

5500




40 cm

- | | | | | | | |
|-----|------|------|-----|------|------|-----|
| C1 | C2 | C3 | C4 | C5 | C6 | C7 |
| BC4 | AC13 | AC14 | BC3 | AC15 | AC16 | BC2 |

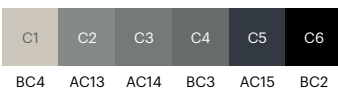
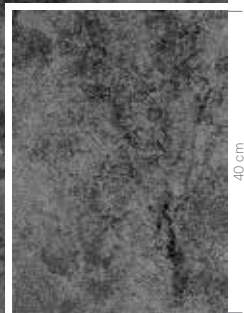

RF5500630 STONE MARBLE
w: 391.2 cm x l: 264.0 cm

5500




RF5500838 MARBLE TEXTURE
w: 195.1 cm x l: 195.1 cm

5500





C1	C2	C3	C4	C5	C6	C7
BC2	AC16	AC15	BC3	AC14	AC13	BC4



C1	C2	C3	C4	C5	C6
AC15	BC2	BC4	AC13	AC14	BC3



STANDARD COLOUR PALETTES

All designs are developed in one of four standard colour palettes as shown below. Each palette has 12 solid base colours (BC1-12) and 65 accent colours (AC13-77).

5500 BASE COLOUR PALETTE

BC1	BC2	BC3	BC4
BC5	BC6	BC7	BC8
BC9	BC10	BC11	BC12

5500 ACCENT COLOURS for use in areas of max. 50 x 50 cm

AC13	AC14	AC15	AC16	AC17	AC48	AC49	AC50	AC51	AC52
AC18	AC19	AC20	AC21	AC22	AC53	AC54	AC55	AC56	AC57
AC23	AC24	AC25	AC26	AC27	AC58	AC59	AC60	AC61	AC62
AC28	AC29	AC30	AC31	AC32	AC63	AC64	AC65	AC66	AC67
AC33	AC34	AC35	AC36	AC37	AC68	AC69	AC70	AC71	AC72
AC38	AC39	AC40	AC41	AC42	AC73	AC74	AC75	AC76	AC77
AC43	AC44	AC45	AC46	AC47					

5520 BASE COLOUR PALETTE

BC1	BC2	BC3	BC4
BC5	BC6	BC7	BC8
BC9	BC10	BC11	BC12

5520 ACCENT COLOURS for use in areas of max. 50 x 50 cm

AC13	AC14	AC15	AC16	AC17	AC48	AC49	AC50	AC51	AC52
AC18	AC19	AC20	AC21	AC22	AC53	AC54	AC55	AC56	AC57
AC23	AC24	AC25	AC26	AC27	AC58	AC59	AC60	AC61	AC62
AC28	AC29	AC30	AC31	AC32	AC63	AC64	AC65	AC66	AC67
AC33	AC34	AC35	AC36	AC37	AC68	AC69	AC70	AC71	AC72
AC38	AC39	AC40	AC41	AC42	AC73	AC74	AC75	AC76	AC77
AC43	AC44	AC45	AC46	AC47					

5575 BASE COLOUR PALETTE

BC1	BC2	BC3	BC4
BC5	BC6	BC7	BC8
BC9	BC10	BC11	BC12

5575 ACCENT COLOURS for use in areas of max. 50 x 50 cm

AC13	AC14	AC15	AC16	AC17	AC48	AC49	AC50	AC51	AC52
AC18	AC19	AC20	AC21	AC22	AC53	AC54	AC55	AC56	AC57
AC23	AC24	AC25	AC26	AC27	AC58	AC59	AC60	AC61	AC62
AC28	AC29	AC30	AC31	AC32	AC63	AC64	AC65	AC66	AC67
AC33	AC34	AC35	AC36	AC37	AC68	AC69	AC70	AC71	AC72
AC38	AC39	AC40	AC41	AC42	AC73	AC74	AC75	AC76	AC77
AC43	AC44	AC45	AC46	AC47					

5595 BASE COLOUR PALETTE

BC1	BC2	BC3	BC4
BC5	BC6	BC7	BC8
BC9	BC10	BC11	BC12


5595 ACCENT COLOURS for use in areas of max. 50 x 50 cm

AC13	AC14	AC15	AC16	AC17	AC48	AC49	AC50	AC51	AC52
AC18	AC19	AC20	AC21	AC22	AC53	AC54	AC55	AC56	AC57
AC23	AC24	AC25	AC26	AC27	AC58	AC59	AC60	AC61	AC62
AC28	AC29	AC30	AC31	AC32	AC63	AC64	AC65	AC66	AC67
AC33	AC34	AC35	AC36	AC37	AC68	AC69	AC70	AC71	AC72
AC38	AC39	AC40	AC41	AC42	AC73	AC74	AC75	AC76	AC77
AC43	AC44	AC45	AC46	AC47					



SELECT DESIGN


RF5520604



CHANGE COLOUR OF BACKGROUND

CHOOSE BETWEEN BASE COLOURS 1-12 AND IN AREAS OF MAX. 50 X 50 CM ALSO CHOOSE ACCENT COLOURS

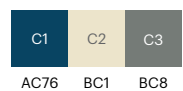
EF81636-101



CHANGE COLOURS OF PATTERN


CHOOSE BETWEEN BASE COLOURS 1-12 AND ACCENT COLOURS FROM THE SAME COLOUR PALETTE AS USED FOR BACKGROUND

EF81636-102

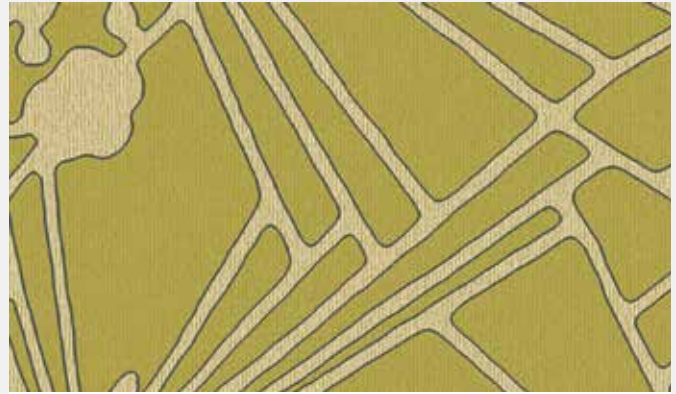


RECOLOUR EXAMPLES


Pick any design and make the colours fit perfectly with your surroundings by using colours from one of the four standard palettes shown on page 94. Try our recolour tool at egecarpets.com.




RF5500648 POINTILLIST ROSE 5500
w: 195.6 cm x l: 195.6 cm



RF5575624 FLOWER MOSAIC 5575
w: 390.1 cm x l: 585.2 cm



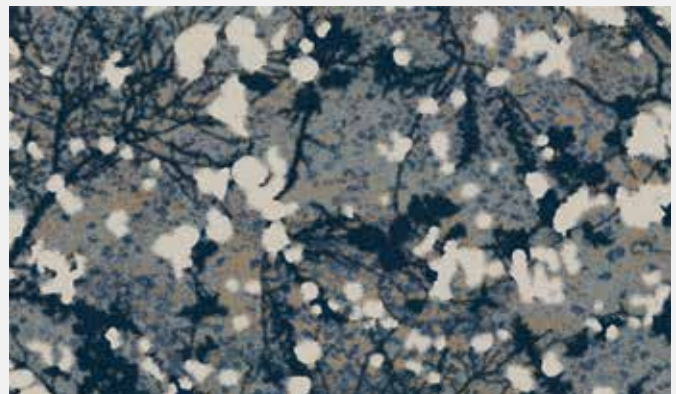
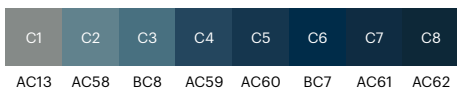
RF5520615 BOTANIC GARDEN 5520
w: 195.6 cm x l: 195.6 cm



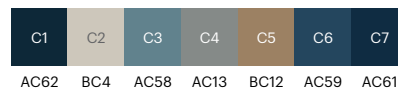
RF5500649 JAVA BATIK 5500
w: 97.5 cm x l: 97.5 cm



RF5500650 JUNGLE FLOOR 5500
w: 97.5 cm x l: 97.5 cm



RF5500651 COTTON BLOOM 5500
w: 390.1 cm x l: 292.6 cm






RF5575625 TWILIGHT FLOWER 5575
w: 97.5 cm x l: 130.0 cm



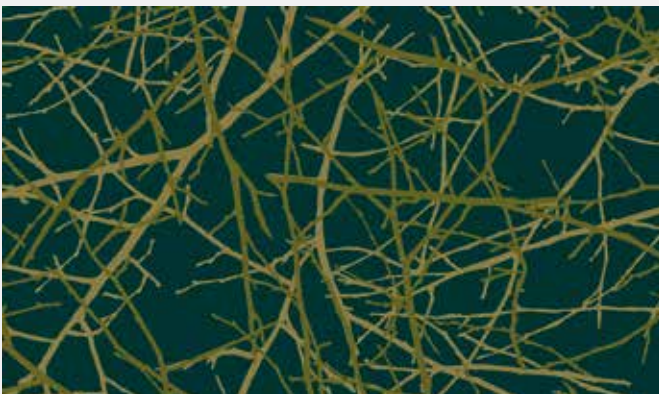
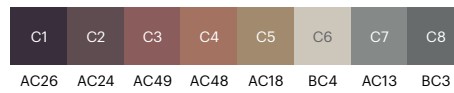
RF5575626 MARBLE TEXTURE 5575
w: 195.1 cm x l: 195.1 cm




RF5500841 SPRING BRANCH 5500
w: 195.1 cm x l: 444.5 cm



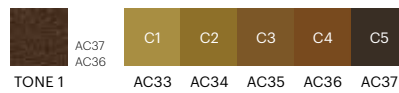
RF5500842 WILD MEADOW 5500
w: 97.8 cm x l: 71.6 cm



RF5500843 FOREST 5500
w: 390.1 cm x l: 390.1 cm



RF5500844 FLOATING TWIGS 5500
w: 97.5 cm x l: 195.1 cm





Choose from a variety of carpet qualities to enhance the style and ambience of your design project



WE CAN HELP YOU FIND THE CARPET TO MATCH YOUR TASTE, SPECIFICATIONS AND PRACTICAL NEEDS

With the Highline Express collections, we offer you a wide variety of standard designs in different cut or loop piles. You even have the option of recolouring the designs to make them match the rest of your interior. If you're not looking for patterned carpets, we also offer flat woven, shag or tufted constructions in a wide palette of solid colours as well as multi-level loop structures.

At Ege Carpets, you'll find many functional qualities, aesthetic colours, beautiful patterns, cool design collections and of course sustainable solutions in both broadloom and tiles. You can set new standards in floor design by combining different collections into distinctive design solutions that will fit practical needs, tastes, any kind of budget and with the utmost respect for the environment.

Create the perfect balance in your interior with the power of colours and an interesting mix of soft and hard materials. Use the carpet as one of your key building stones in creating the atmosphere you have in mind not only in terms of design and colour, but also in terms of texture and feel. You can also choose different carpets for different rooms and areas or use creative combinations to move or guide people.



























Check out the collections at egecarpets.com and find the carpet that fits your next floor design.



Highline Express consists of six design directions:
Nature, Cultures, Graphic, Essentials, Classic and Arts & Crafts.
See all standard designs at egecarpets.com.



















INDEX

Foliage




<p>PAGE 017 Bamboo Forest</p> <hr/> <p>RF5520602</p> 	<p>PAGE 017 Foliage</p> <hr/> <p>RF5520603</p> 	<p>PAGE 022 Spring Branch</p> <hr/> <p>RF5575602</p> 	<p>PAGE 023 Jungle Leaf</p> <hr/> <p>RF5575604</p> 	<p>PAGE 024 Palm Leaf</p> <hr/> <p>RF5575620</p> 	<p>PAGE 025 Wild Meadow</p> <hr/> <p>RF5575605</p> 
<p>PAGE 031 Floating Twigs</p> <hr/> <p>RF5500608</p> 	<p>PAGE 031 Lacy Twigs</p> <hr/> <p>RF5500609</p> 	<p>PAGE 037 Tapestry Leaves</p> <hr/> <p>RF5575613</p> 	<p>PAGE 037 Windy Foliage</p> <hr/> <p>RF5575614</p> 	<p>PAGE 045 Botanic</p> <hr/> <p>RF5575610</p> 	<p>PAGE 050 Dotted Leaves</p> <hr/> <p>RF5520604</p> 
<p>PAGE 050 Leaf Skeleton</p> <hr/> <p>RF5520605</p> 	<p>PAGE 051 Grass Field</p> <hr/> <p>RF5520606</p> 	<p>PAGE 051 Flashy Leaves</p> <hr/> <p>RF5520607</p> 	<p>PAGE 058 Rain Forest</p> <hr/> <p>RF5500612</p> 	<p>PAGE 059 Forest</p> <hr/> <p>RF5500614</p> 	<p>PAGE 059 Amazone</p> <hr/> <p>RF5500615</p> 
<p>PAGE 072 Nature Imprint</p> <hr/> <p>RF5500837</p> 	<p>PAGE 073 Graphic Leaves</p> <hr/> <p>RF5500845</p> 	<p>PAGE 073 Organic Leaf</p> <hr/> <p>RF5500846</p> 	<p>PAGE 075 Windy Tree</p> <hr/> <p>RF5500832</p> 	<p>PAGE 077 Jungle Floor</p> <hr/> <p>RF5500836</p> 	<p>PAGE 082 Shadow of Sage</p> <hr/> <p>RF5500639</p> 
<p>PAGE 088 Graphic Bamboo</p> <hr/> <p>RF5500643</p> 	<p>PAGE 016 Bamboo Breeze Corridor</p> <hr/> <p>RF5520601</p> 				

INDEX

Flower

<p>PAGE 022 5 Cloves</p> <hr/> <p>RF5575601</p> 	<p>PAGE 023 Pointillist Rose</p> <hr/> <p>RF5575603</p> 	<p>PAGE 025 Calendula</p> <hr/> <p>RF5575606</p> 	<p>PAGE 027 Cotton Bloom</p> <hr/> <p>RF5500607</p> 	<p>PAGE 034 Botanic Study</p> <hr/> <p>RF5575615</p> 	<p>PAGE 035 Botanic Garden</p> <hr/> <p>RF5575619</p> 
<p>PAGE 036 Full Bloom</p> <hr/> <p>RF5575611</p> 	<p>PAGE 043 Full Bloom</p> <hr/> <p>RF5575609</p> 	<p>PAGE 036 Cherry Blossom</p> <hr/> <p>RF5575612</p> 	<p>PAGE 042 Cherry Blossom</p> <hr/> <p>RF5575608</p> 	<p>PAGE 042 Japanese Blossom</p> <hr/> <p>RF5575607</p> 	<p>PAGE 058 Organic Lace</p> <hr/> <p>RF5500613</p> 
<p>PAGE 074 Rose Etching</p> <hr/> <p>RF5500847</p> 	<p>PAGE 075 Java Batik</p> <hr/> <p>RF5500833</p> 	<p>PAGE 081 Thyme</p> <hr/> <p>RF5500635</p> 	<p>PAGE 081 Twilight Flower</p> <hr/> <p>RF5500641</p> 	<p>PAGE 081 Yoga Flower</p> <hr/> <p>RF5500637</p> 	<p>PAGE 082 Flower Mosaic</p> <hr/> <p>RF5500640</p> 


Wood

<p>PAGE 067 Wood Planks</p> <hr/> <p>RF5595601</p> 	<p>PAGE 072 Wood Planks</p> <hr/> <p>RF5500626</p> 	<p>PAGE 067 Woodpile</p> <hr/> <p>RF5595602</p> 
---	--	---

Stone

PAGE 026
Reykjavik Rocks

RF5500604



PAGE 026
Stone Surface

RF5500605




PAGE 027
Asphalt Street

RF5500606




PAGE 044
Soft Sand

RF5575621




PAGE 044
Stockholm Street

RF5595603



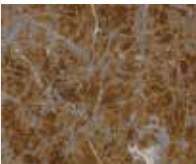
PAGE 065
Sahara

RF5500618




PAGE 066
Quartz

RF5500619




PAGE 066
Mudcrack

RF5500620



PAGE 090
Alabast

RF5500628



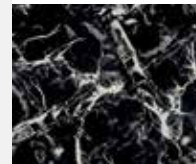
PAGE 090
Marble Veins

RF5500629




PAGE 092
Marble Veins

RF5500631



PAGE 091
Stone Marble

RF5500630



PAGE 091
Marble Texture


RF5500838



Texture


PAGE 035
Leaf Texture

RF5575618




PAGE 055
Drops of Water

RF5520613




PAGE 055
Drops of Water II

RF5520614




PAGE 076
Sandstorm

RF5500834




PAGE 076
Greenery

RF5500835



PAGE 088
Morning Dew

RF5500840



PAGE 092
Gravel

RF5500839



INDEX

Water

PAGE 054
River of Life

RF5520610



PAGE 054
Mantra

RF5520611




PAGE 055
Reflecting Water

RF5520612



PAGE 080
Water

RF5500633



PAGE 080
Ocean

RF5500634



Animal Print

PAGE 064
Leopard

RF5500616



PAGE 064
Reptile

RF5500617





Cradle to Cradle Certified™

All our carpets are Cradle to Cradle Certified™. The idea behind Cradle to Cradle is that the Earth's finite resources should not go to waste. They should be re-used simply in new contexts, with no detrimental effects on people or the environment. In other words, the goal is to eliminate waste.

Indoor Air Comfort Gold

All our carpets are Indoor Air Comfort Gold certified showing compliance of product emissions with the criteria of many of the voluntary specifications issued by the most relevant ecolabels and similar specifications in the EU. Gold certified products are best-in-class for low emissions, thus good for indoor air quality.

The Green Thread

A green thread runs through everything we do. It has for decades and will continue into the future. We believe that every carpet is an opportunity to improve the sustainability of our environment and the wellbeing for people. Read more about The Green Thread at egecarpets.com.



Cover: Scandia 2000 White 300 g, FSC®, Nordic Swan Ecolabel
Contents: MultiArt Silk 150 g, FSC®, Nordic Swan Ecolabel
Print: Green Graphic, Denmark

FSC® is the mark of responsible forestry, fsc.org

The objective of the Nordic Swan Ecolabel is to reduce the overall environmental impact from production and consumption of goods, nordic-ecolabel.org



BY APPOINTMENT TO THE ROYAL DANISH COURT

Ege Carpets A/S

ege[®]

egecarpets.com